



# Actionable Insights for Any Location

Powered by mobile geolocation  
data from 30 million devices.

Loved & Trusted By:



**Schedule a Demo!**

Contact [sales@placer.ai](mailto:sales@placer.ai)



@2020 Placer Labs, Inc. • [sales@placer.ai](mailto:sales@placer.ai)

SCHEDULE  
A DEMO!

Walmart

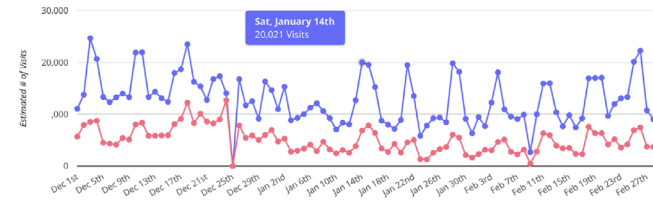
777 Story Rd

Vs

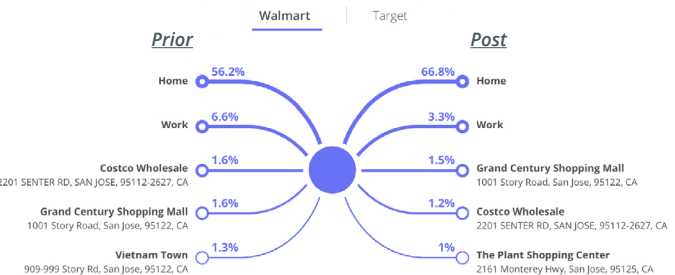
Target

533 Coleman Ave

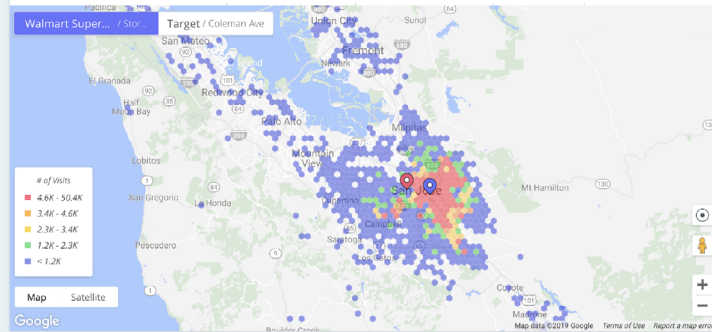
Visits



Customer Journey



Trade Area





# Solutions for CRE Professionals

Make smarter and faster decisions with the real estate industry's most accurate, and easy to use location intelligence platform.



## Trade Area Analysis

- True Trade Area
- Benchmarking
- Cannibalization



## Audience Insights

- Census Profiles
- Favorite Places
- Zip Code Analysis



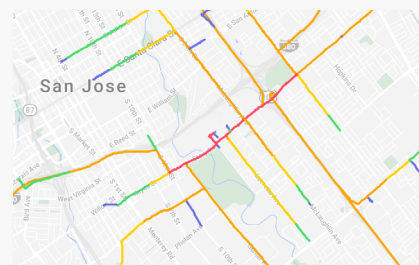
## Visitation Performance

- Visitor Trends
- Customer Journey
- Vehicle Traffic

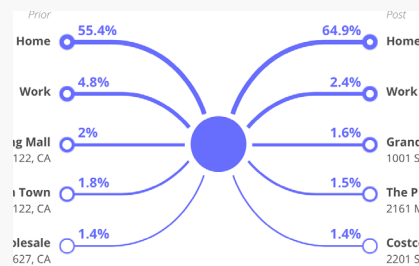


## Advanced Reports

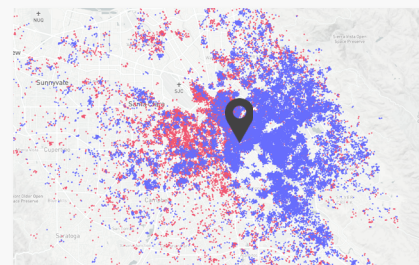
- Cross Shopping
- Void Analysis
- Share Of Time



## Vehicle Analysis



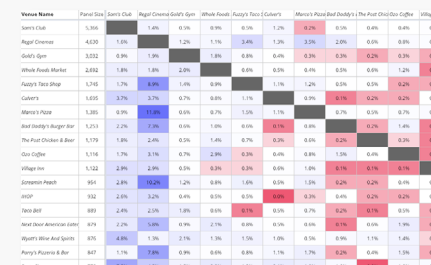
## Customer Journey



## Cannibalization & Void Analysis

<i>Est. # of Customers</i>	<i>Est. # of Visits</i>
49.3K	83K
70.9K	96.3K
84.3K	121.6K

## Visit Counts

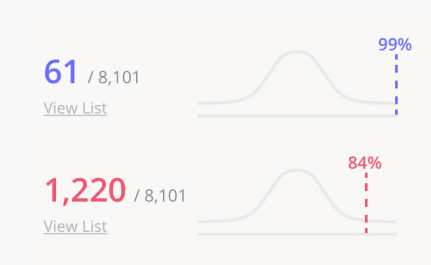


### Cross Shopping & Flow

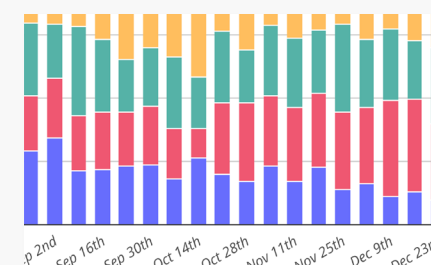
## Overview

Population	124,502	
Households		
Family Households	70,846	57%
Ethnicity		
Hispanic	62,823	57%
Education		
Bachelor Degree	97,307	28%
Age		
18 - 24	39,107	11%

## Audience Insights



## Rankings & Benchmarking



### Market Share

## Schedule a Demo!

Contact [sales@placer.ai](mailto:sales@placer.ai)

